

# *Connection to Nature Series, April 2020*

## Background

In response to the shelter in place orders and COVID-19 pandemic, Huron Pines shifted previously planned educational offerings to a virtual education offering model in April 2020. Weekly, 30-minute lessons were provided by the education coordinator and an education specialist Huron Pines AmeriCorps member. These lessons were targeted at a general, 13 and older audience in the Great Lakes basin. Topics were based on presentations or events that were being actively planned or were already developed ahead of the SIP orders.

Five installments of the Huron Pines Connecting to Nature Series were provided in the month of April 2020:

1. Plants and Stress;
2. Introduction to Gardening with Native Plants;
3. Unwind Outside;
4. Talking Ticks; and
5. Introduction to Invasive Species.

These were provided via Zoom (meeting capability) live on Thursdays at 1 pm EST and recordings were uploaded to the Huron Pines YouTube channel within 24 hours. Approximately 22-24 minutes of content was provided with up to 15 minutes of Q&A time made available. A suggested follow up activity to complete outdoors was provided during the installment. A resource was provided via email to those interested that outlined the primary content covered, vocabulary, and additional learning resources or activities associated with the week's content.

## Methods

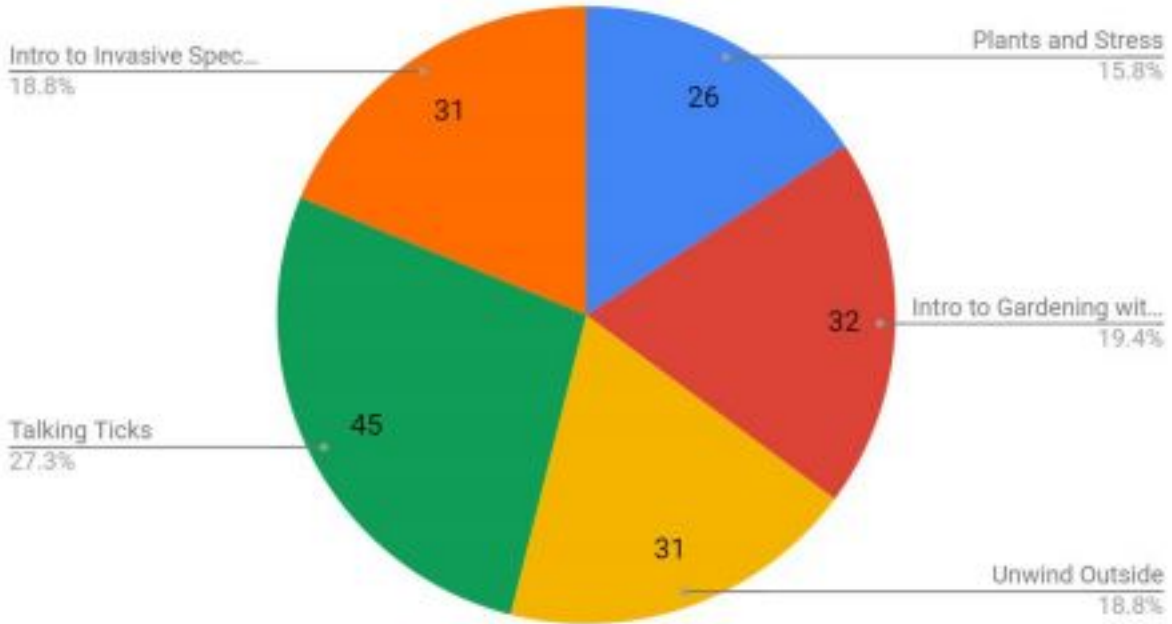
A Google Form was used to collect evaluation data. This data was collected anonymously and not required of participants. The evaluation link was provided during the live session via the Zoom chatbox function as well as in the email containing follow up information.

Participation data was collected via Zoom's Manage Participants feature. Huron Pines staff noted participant display names, as well as the number of participants, total at the peak during the live session. The limitation to the participant data reflected is in the participant's ability to change their display name and for participants that joined via phone as well as participants with only a first name displayed; notes are included with the data to account for that.

## Participation Summary

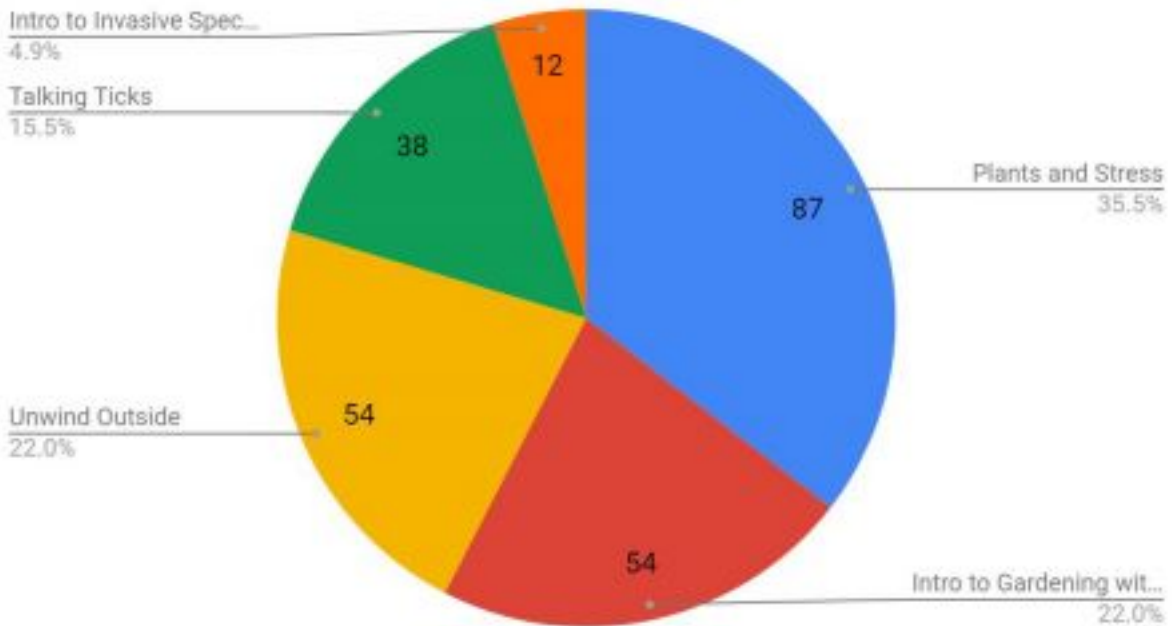
The total live attendance for the April Connecting to Nature series was 165. This does not include Huron Pines staff but does include counts of individuals who attended more than one session.

## Attendance per Topic (Percent of Total, n=165)



Through May 1, 2020, the recorded videos were viewed 245 times on Huron Pines' YouTube channel. The limitation in this count is that inability for YouTube data to differentiate when a video was viewed in its entirety versus just a few seconds.

## Video Views as of May 1, 2020 (Percent of Total Views, n=245)



# Evaluation Summary

## *Entire Series*

62 responses were collected through May 6, 2020 (one week following the last April installment). Several of these responses likely came from the same participants as several individuals watched more than one installment and would have responded for each installment viewed. Based on the total live participation (n=165, individuals that viewed more than one installment counted for each live session attended, excluded Huron Pines staff members in attendance), the response rate for this evaluation was 38%.

Sixty-two (n=62) participants responded to the statement: *“My knowledge on the topic increased as a result of this session.”* Assigning values 1-4 to the response options below, the average response was 3.44 with the most frequently used response of *“Somewhat”*, n=33.

*Not At All Very Little Somewhat To a Great Extent*  
n=0 n=1 n=33 n=28

Sixty-two (n=62) participants responded to the statement: *“This session was worthwhile for me to attend.”* Assigning values 1-4 to the response options below, the average response was 3.63 with the most frequently used response of *“To a Great Extent”*, n=39.

*Not At All Very Little Somewhat To a Great Extent*  
n=0 n=0 n=23 n=39

Sixty-two (n=62) participants responded to the statement: *“I could explain something shared in this session to a friend.”* Assigning values 1-5 to the response options below, the average response was 4.56 with the most frequently used response of *“Strongly Agree”*, n=43.

*Strongly Disagree Disagree Neither Agree or Disagree Agree Strongly Agree* n=1 n=1 n=3 n=14 n=43

Sixty-two (n=62) participants responded to the statement: *“I will use the information provided in this session in my life.”* Assigning values 1-5 to the response options below, the average response was 4.55 with the most frequently used response of *“Definitely Will”*, n=41.

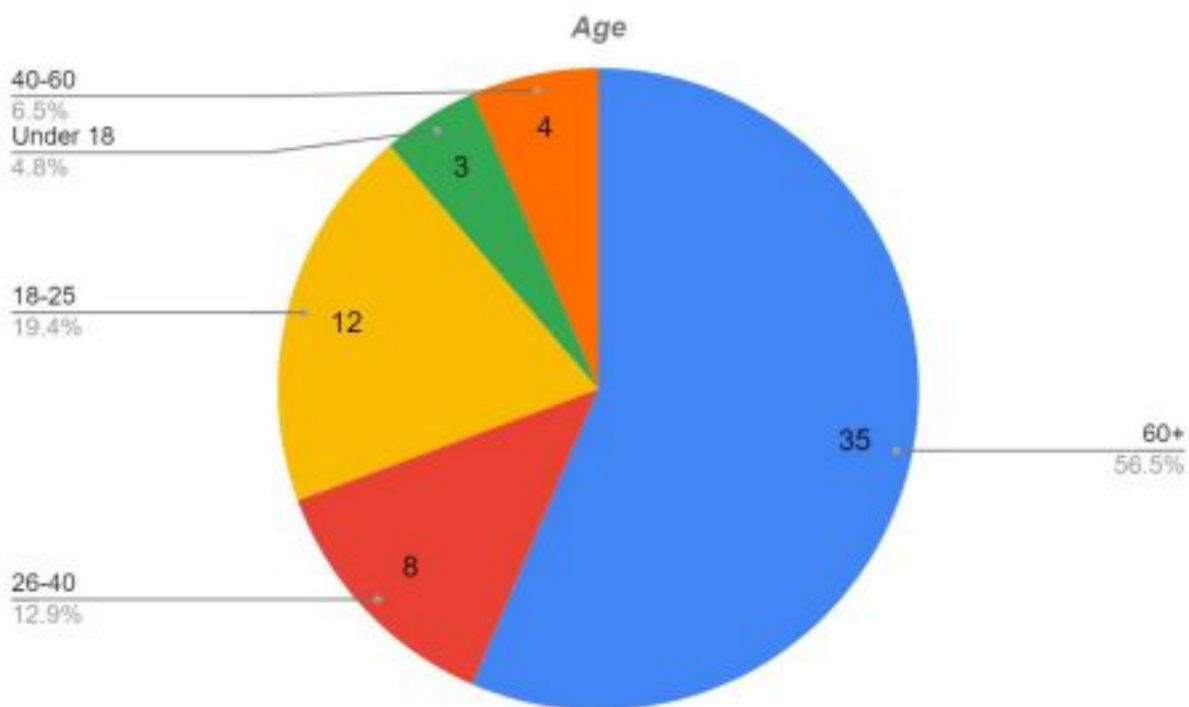
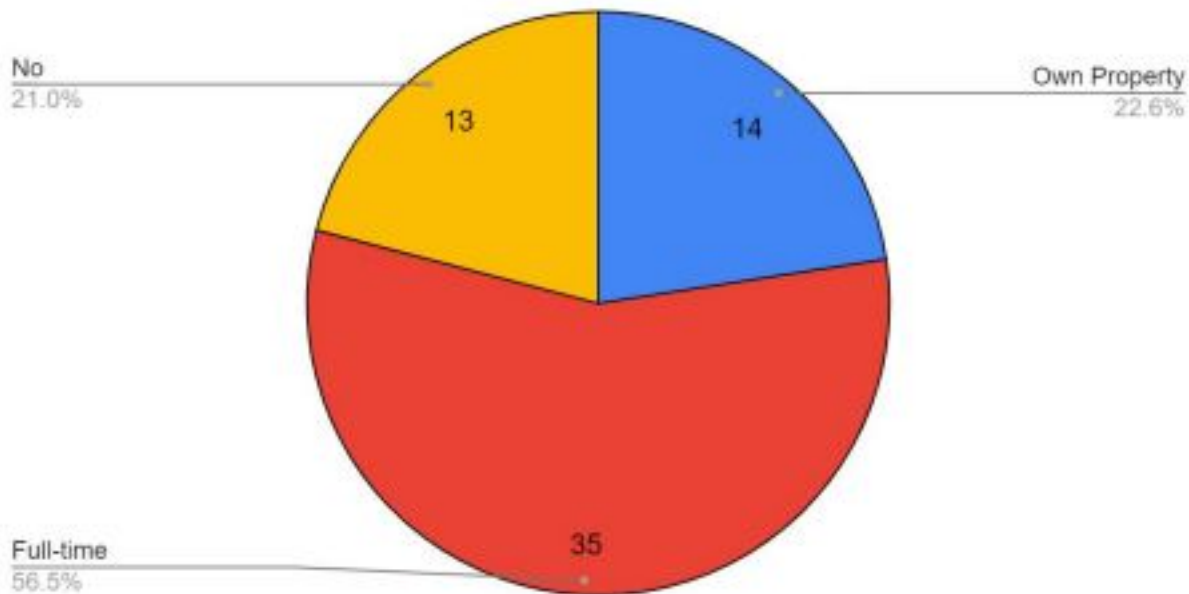
*Definitely Will Not Probably Will Not May or May Not Probably Will Definitely Will* n=0 n=1 n=5 n=15 n=41

Sixty-two (n=62) participants responded to the statement: *“I will utilize the suggested activity.”* Assigning values 1-5 to the response options below, the average response was 4.32 with the most frequently used response of *“Definitely Will”*, n=36.

*Definitely Will Not Probably Will Not May or May Not Probably Will Definitely Will* n=2 n=2 n=6 n=16 n=36

Participant demographic data as voluntarily provided by 62 respondents.

*Do you live full-time or own property in one of the following Michigan counties:  
Alcona, Alpena, Arenac, Crawford, Cheboygan, Iosco, Montmorency, Ogemaw,  
Oscoda, Otsego, Presque Isle, Roscommon?*



Typically grouped responses to “If there are topics you would be interested in learning more about in a 30-minute timeframe, please indicate those here.”

- Invasive Species (n=4) - Transfer through ballast water; spotted knapweed eradication for the homeowner; identification and removal; Do they ever become non-invasive after a long period of time?; How folks can help public lands, preserves to id and control invasives such as types of volunteer programs.
- Gardening/Planting (n=7) - In sand soil; soil building; native/Michigan friendly fruit bearing trees; native plant care

in fall/winter; lawn care practices that cause threat to environment; Polinator garden; Native garden plants: plant this not that alternatives for invasive garden plant

- Water (n=6) - Clean water; Being a responsible lake or riverside owner; what do I need to know about septic systems?; increased use of chemlawn near Great and inland lakes; HOW TO MAINTAIN WATER QUALITY; Rising water levels
- Leave No Trace (n=2)
- Specific land resource features (n=3) - vernal pools; Identifying wildflower; Native Plants found in the woods by season
- Wildlife (n=2) - (Very) Basic Birding; Mosquitos
- Virtual Tours (n=2) - Pigeon River Discovery Center

## *Plants and Stress (Response Rate = 23% )*

Six (n=6) participants responded to the statement: “*My knowledge on the topic increased as a result of this session.*” Assigning values 1-4 to the response options below, the average response was 3.17 with the most frequently used response of “*Somewhat*”, n=5.

*Not At All Very Little Somewhat To a Great Extent*  
n=0 n=0 n=5 n=1

Six (n=6) participants responded to the statement: “*This session was worthwhile for me to attend.*” Assigning values 1-4 to the response options below, the average response was 3.17 with the most frequently used response of “*Somewhat*”, n=5.

*Not At All Very Little Somewhat To a Great Extent*  
n=0 n=0 n=5 n=1

Six (n=6) participants responded to the statement: “*I could explain something shared in this session to a friend.*” Assigning values 1-5 to the response options below, the average response was 3.83 with the most frequently used response of “*Strongly Agree*”, n=4.

*Strongly Disagree Disagree Neither Agree or Disagree Agree Strongly Agree* n=1 n=1 n=0 n=0 n=4

Six (n=6) participants responded to the statement: “*I will use the information provided in this session in my life.*” Assigning values 1-5 to the response options below, the average response was 3.17 with the most frequently used response of “*May or May Not*”, n=3.

*Definitely Will Not Probably Will Not May or May Not Probably Will Definitely Will* n=0 n=1 n=3 n=2 n=0

Six (n=6) participants responded to the statement: “*I will utilize the suggested activity.*” Assigning values 1-5 to the response options below, the average response was 2.83 with the most frequently used responses of “*May or May Not*” and “*Definitely Will Not*”, n=2.

*Definitely Will Not Probably Will Not May or May Not Probably Will Definitely Will* n=2 n=0 n=2 n=1 n=1

Topically grouped responses to “*Please provide any other feedback on this session (ex. pre-session communication and*

*promotion effectiveness, logistics understanding and communication, things you were expecting that didn't happen, other areas of improvement).*”

- Structure (Positive, n=1) - I enjoyed how it was structured more as a conversation and not as a lecture. • Structure (Improvement, n=1) - Presentation got off to a slow start thought would get to the main topic sooner. Improved as season went on.
- Presenter (Improvement, n=1) - Be aware of setting - presenter movements somewhat distracting • Content (Improvement, n=1) - A bit more comparison of plants and humans, drawing the parallels to make the application to our lives and experience.
- Other (n=1) - Apologies for the negative on the activity....forgot what it was...sorry.

## *Introduction to Gardening with Native Plants (Response Rate = 53%)*

Seventeen (n=17) participants responded to the statement: *“My knowledge on the topic increased as a result of this session.”* Assigning values 1-4 to the response options below, the average response was 3.41 with the most frequently used response of *“Somewhat”*, n=10.

*Not At All Very Little Somewhat To a Great Extent*  
n=0 n=0 n=10 n=7

Seventeen (n=17) participants responded to the statement: *“This session was worthwhile for me to attend.”* Assigning values 1-4 to the response options below, the average response was 3.76 with the most frequently used response of *“To A Great Extent”*, n=13.

*Not At All Very Little Somewhat To a Great Extent*  
n=0 n=0 n=4 n=13

Seventeen (n=17) participants responded to the statement: *“I could explain something shared in this session to a friend.”* Assigning values 1-5 to the response options below, the average response was 4.53 with the most frequently used response of *“Strongly Agree”*, n=10.

*Strongly Disagree Disagree Neither Agree or Disagree Agree Strongly Agree* n=0 n=0 n=1 n=6 n=10

Seventeen (n=17) participants responded to the statement: *“I will use the information provided in this session in my life.”* Assigning values 1-5 to the response options below, the average response was 4.71 with the most frequently used response of *“Definitely Will”*, n=12.

*Definitely Will Not Probably Will Not May or May Not Probably Will Definitely Will* n=0 n=0 n=0 n=5 n=12

Seventeen (n=17) participants responded to the statement: *“I will utilize the suggested activity.”* Assigning values 1-5 to the response options below, the average response was 4.24 with the most frequently used response of *“Definitely Will”*, n=9.

*Definitely Will Not Probably Will Not May or May Not Probably Will Definitely Will* n=0 n=2 n=1 n=5 n=9

Typically grouped responses to *“Please provide any other feedback on this session (ex. pre-session communication and promotion effectiveness, logistics understanding and communication, things you were expecting that didn't happen, other*

areas of improvement).”

- Structure (Improvement, n=2) - Longer!; I would be open to attending longer sessions. 30min+; In my experience attending shorter webinars, half of the time is spent on intros and definitions. Writing that out I realize now that I am looking for an Intermediate growing webinar.
- Presenter (Positive, n=1) - Was easy to understand the presenters.
- Overall (Positive, n=4) - Thank you; It was great!; well done; Again, the format is very effective: Presenter and reactor, having the follow-up resources sent, effective evaluation--quick and well structured
- Follow-up (Positive, n=1) - I really appreciated the follow-up materials Chris forwarded.

## *Unwind Outside (Response Rate = 48%)*

Fifteen (n=15) participants responded to the statement: “*My knowledge on the topic increased as a result of this session.*” Assigning values 1-4 to the response options below, the average response was 3.4 with the most frequently used response of “*Somewhat*”, n=9.

*Not At All Very Little Somewhat To a Great Extent*  
n=0 n=0 n=9 n=6

Fifteen (n=15) participants responded to the statement: “*This session was worthwhile for me to attend.*” Assigning values 1-4 to the response options below, the average response was 3.47 with the most frequently used response of “*Somewhat*”, n=8.

*Not At All Very Little Somewhat To a Great Extent*  
n=0 n=0 n=8 n=7

Fifteen (n=15) participants responded to the statement: “*I could explain something shared in this session to a friend.*” Assigning values 1-5 to the response options below, the average response was 4.53 with the most frequently used response of “*Strongly Agree*”, n=9.

*Strongly Disagree Disagree Neither Agree or Disagree Agree Strongly Agree* n=0 n=0 n=1 n=5 n=9

Fifteen (n=15) participants responded to the statement: “*I will use the information provided in this session in my life.*” Assigning values 1-5 to the response options below, the average response was 4.27 with the most frequently used response of “*Probably Will*”, n=7.

*Definitely Will Not Probably Will Not May or May Not Probably Will Definitely Will* n=0 n=0 n=2 n=7 n=6

Fifteen (n=15) participants responded to the statement: “*I will utilize the suggested activity.*” Assigning values 1-5 to the response options below, the average response was 4.53 with the most frequently used response of “*Definitely Will*”, n=8.

*Definitely Will Not Probably Will Not May or May Not Probably Will Definitely Will* n=0 n=0 n=0 n=7 n=8

Typically grouped responses to “*Please provide any other feedback on this session (ex. pre-session communication and promotion effectiveness, logistics understanding and communication, things you were expecting that didn't happen, other areas of improvement).*”

- Promotion (Improvement, n=1) - I was glad the link was in the paper. Don't know where else to find it. Did not see an easy link on the huronpines.org site
- Overall (Positive, n=4) - Good stuff!; It was great!; I discovered this through Association of Lifelong Learners and I really enjoy these sessions--very well done.; Excellent presentation as usual :); Really enjoyed the presentation. Saw your series on the DNR e-clips and wanted to check it out. Very pleased with the content.; Your technology use was great and seemed to work flawlessly.
- Content (Improvement, n=1) - Please explain terms before you start a section. Until you started ZOOM IN and ZOOM OUT, I was trying to figure out what that meant as it relates to a hike. Once Emily started that session, it made sense.

## *Talking Ticks (Response Rate = 42%)*

Nineteen (n=19) participants responded to the statement: *“My knowledge on the topic increased as a result of this session.”* Assigning values 1-4 to the response options below, the average response was 3.53 with the most frequently used response of *“To a Great Extent”*, n=11.

*Not At All Very Little Somewhat To a Great Extent*  
n=0 n=1 n=7 n=11

Nineteen (n=19) participants responded to the statement: *“This session was worthwhile for me to attend.”* Assigning values 1-4 to the response options below, the average response was 3.74 with the most frequently used response of *“To a Great Extent”*, n=14.

*Not At All Very Little Somewhat To a Great Extent*  
n=0 n=0 n=5 n=14

Nineteen (n=19) participants responded to the statement: *“I could explain something shared in this session to a friend.”* Assigning values 1-5 to the response options below, the average response was 4.79 with the most frequently used response of *“Strongly Agree”*, n=16.

*Strongly Disagree Disagree Neither Agree or Disagree Agree Strongly Agree* n=0 n=0 n=1 n=2 n=16

Nineteen (n=19) participants responded to the statement: *“I will use the information provided in this session in my life.”* Assigning values 1-5 to the response options below, the average response was 4.95 with the most frequently used response of *“Definitely Will”*, n=18.

*Definitely Will Not Probably Will Not May or May Not Probably Will Definitely Will* n=0 n=0 n=0 n=1 n=18

Nineteen (n=19) participants responded to the statement: *“I will utilize the suggested activity.”* Assigning values 1-5 to the response options below, the average response was 4.68 with the most frequently used response of *“Definitely Will”*, n=15.

*Definitely Will Not Probably Will Not May or May Not Probably Will Definitely Will* n=0 n=0 n=2 n=2 n=15

Typically grouped responses to *“Please provide any other feedback on this session (ex. pre-session communication and promotion effectiveness, logistics understanding and communication, things you were expecting that didn't happen, other*



areas of improvement).”

- Follow-up (n=1) - I loved being able to get in touch with the speaker for the recording!
- Overall (Positive, n=9) - great job; Presenters did a great job with the question/answer format.; This was a really good topic, done well. 30-minute timeframe was perfect. Thank you.; really impressed with presentation; Tips and tricks for dealing with ticks was definitely a good topic to actively engage the audience!; I thought the presentation was very informative and presented very well.; Excellent class. Most informative.; WELL DONE!; Informative, thanks for presenting this session!
- Presenter (Improvement, n=1) - Emily needs to work on lighting a bit - face is shaded, Jen needs to raise camera a bit head truncated. Very good presentation - minor presentation suggestions.
- Structure (Positive, n=1) - The two person format--one that delivered the info that accompanied the slide and the second serving as the reactor was a very effective delivery method. Great work!

## *Introduction to Invasive Species (Response Rate = 16%)*

Five (n=5) participants responded to the statement: “*My knowledge on the topic increased as a result of this session.*” Assigning values 1-4 to the response options below, the average response was 3.6 with the most frequently used response of “*To a Great Extent*”, n=3.

*Not At All Very Little Somewhat To a Great Extent*  
n=0 n=0 n=2 n=3

Five (n=5) participants responded to the statement: “*This session was worthwhile for me to attend.*” Assigning values 1-4 to the response options below, the average response was 3.8 with the most frequently used response of “*To a Great Extent*”, n=4.

*Not At All Very Little Somewhat To a Great Extent*  
n=0 n=0 n=1 n=4

Five (n=5) participants responded to the statement: “*I could explain something shared in this session to a friend.*” Assigning values 1-5 to the response options below, the average response was 4.8 with the most frequently used response of “*Strongly Agree*”, n=4.

*Strongly Disagree Disagree Neither Agree or Disagree Agree Strongly Agree* n=0 n=0 n=0 n=1 n=4

Five (n=5) participants responded to the statement: “*I will use the information provided in this session in my life.*” Assigning values 1-5 to the response options below, the average response was 5 with the most frequently used response of “*Definitely Will*”, n=5.

*Definitely Will Not Probably Will Not May or May Not Probably Will Definitely Will* n=0 n=0 n=0 n=0 n=5

Five (n=5) participants responded to the statement: “*I will utilize the suggested activity.*” Assigning values 1-5 to the response options below, the average response was 4.4 with the most frequently used response of “*Definitely Will*”, n=3.

*Definitely Will Not Probably Will Not May or May Not Probably Will Definitely Will* n=0 n=0 n=1 n=1 n=3

Typically grouped responses to “*Please provide any other feedback on this session (ex. pre-session communication and promotion effectiveness, logistics understanding and communication, things you were expecting that didn't happen, other areas of improvement).*”

- Structure (Improvement, n=1) - I wish that the sessions were longer. I would like to see them be at least 45 minutes instead of half an hour. I feel like you have to rush through everything in the 30 minute time frame.

## *Connection to Nature Series, May 2020*

### Background

In response to the shelter in place orders and COVID-19 pandemic, Huron Pines shifted previously planned educational offerings to a virtual education offering model in April 2020. Following the success of the initial April 2020 series, a second four-part series was created for May 2020. Weekly, 30-minute lessons were provided by an education specialist Huron Pines AmeriCorps member and a Huron Pines staff member. These lessons were targeted at a general, 13 and older audience in the Great Lakes basin. Topics were based on presentations or events that were being actively planned or were already developed ahead of the SIP orders.

Four installments of the Huron Pines Connecting to Nature Series were provided in the month of May

- 2020: 1. Understanding Stormwater;
2. Bringing Birds to Your Back Yard;
3. Reading the River; and
4. Protecting Wild Places

These were provided via Zoom (webinar capability) live on Thursdays at 1 pm EST and recordings were uploaded to the Huron Pines YouTube channel within 24 hours. Approximately 22-24 minutes of content was provided with up to 15 minutes of Q&A time made available. A suggested follow up activity to complete outdoors was provided during the installment. A resource was provided via email to those interested that outlined the primary content covered, vocabulary, and additional learning resources or activities associated with the week's content.

### Methods

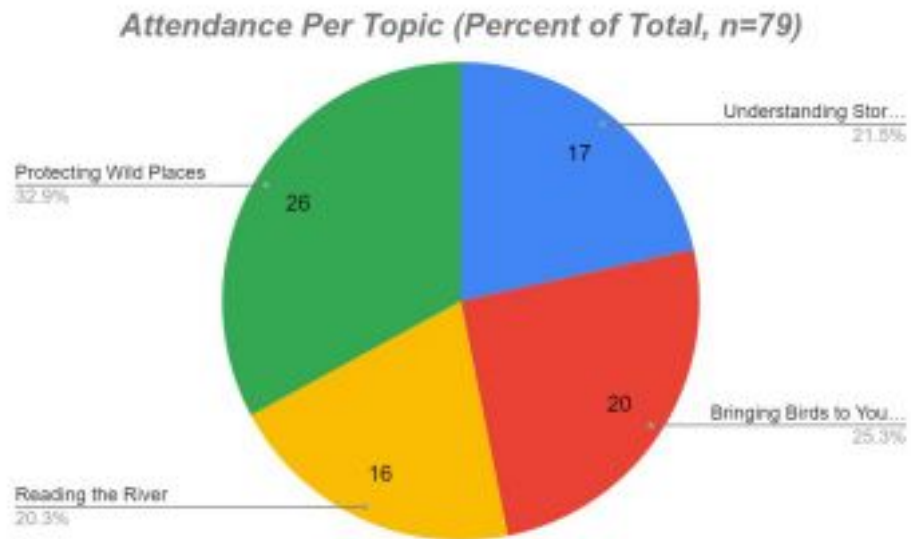
A Google Form was used to collect evaluation data. This data was collected anonymously and not required of participants. The evaluation link was provided during the live session via the Zoom chatbox function as well as in the email containing follow up information.

Participation data was collected via Zoom's Manage Participants feature. Huron Pines staff noted participant display names, as well as the number of participants, total at the peak during the live session. The limitation to

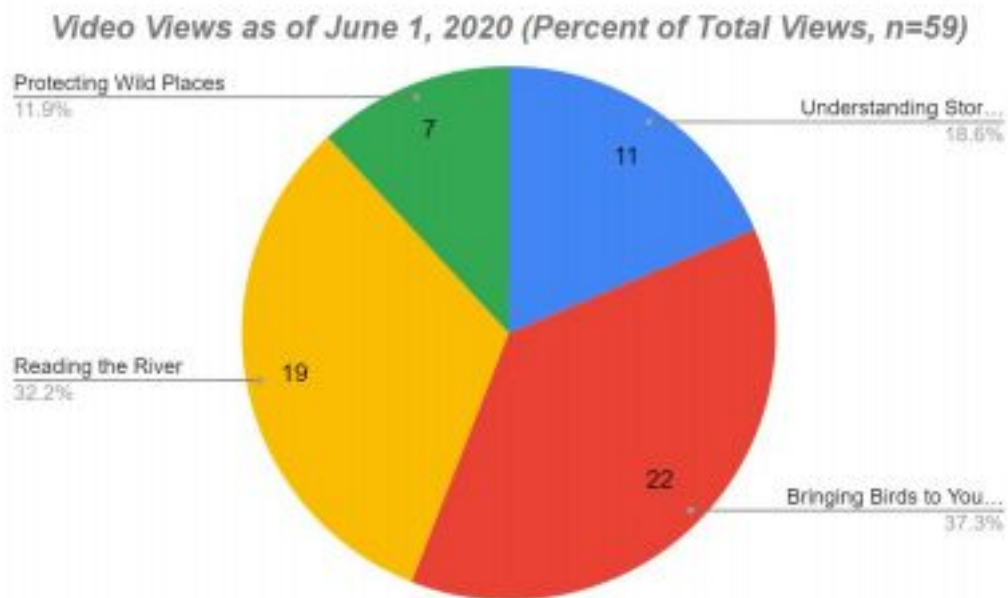
the participant data reflected is in the participant's ability to change their display name and for participants that joined via phone as well as participants with only a first name displayed; notes are included with the data to account for that.

## Participation Summary

The total live attendance for the May Connecting to Nature series was 79 persons. This does not include Huron Pines staff but does include counts of individuals who attended more than one session. It is worth noting, as well, that the count only includes individual accounts which tuned in, where some accounts had multiple viewers.



Through June 1, 2020, the recorded videos were viewed 59 times on Huron Pines' YouTube channel. The limitation in this count is that inability for YouTube data to differentiate when a video was viewed in its entirety versus just a few seconds.



# Evaluation Summary

## *Entire Series*

32 responses were collected through June 1, 2020 (one week following the last May installment). Several of these responses likely came from the same participants as several individuals watched more than one installment and would have responded for each installment viewed. Based on the total live participation (n=74, individuals that viewed more than one installment counted for each live session attended, excluded Huron Pines staff members in attendance), the response rate for this evaluation was 43%.

Thirty-two (n=32) participants responded to the statement: *“My knowledge on the topic increased as a result of this session.”* Assigning values 1-4 to the response options below, the average response was 2.9 with the most frequently used response of *“Somewhat”*, n=23.

*Not At All Very Little Somewhat To a Great Extent*  
n=0 n=6 n=23 n=3

Thirty-two (n=32) participants responded to the statement: *“This session was worthwhile for me to attend.”* Assigning values 1-4 to the response options below, the average response was 3.3 with the most frequently used response of *“Somewhat”*, n=18.

*Not At All Very Little Somewhat To a Great Extent*  
n=0 n=2 n=18 n=12

Thirty-two (n=32) participants responded to the statement: *“I could explain something shared in this session to a friend.”* Assigning values 1-5 to the response options below, the average response was 4.3 with the most frequently used response of *“Strongly Agree”*, n=16.

*Strongly Disagree Disagree Neither Agree or Disagree Agree Strongly Agree* n=1 n=0 n=4 n=11 n=16

Thirty-two (n=32) participants responded to the statement: *“I will use the information provided in this session in my life.”* Assigning values 1-5 to the response options below, the average response was 4.1 with the most frequently used response of *“Definitely Will”*, n=13.

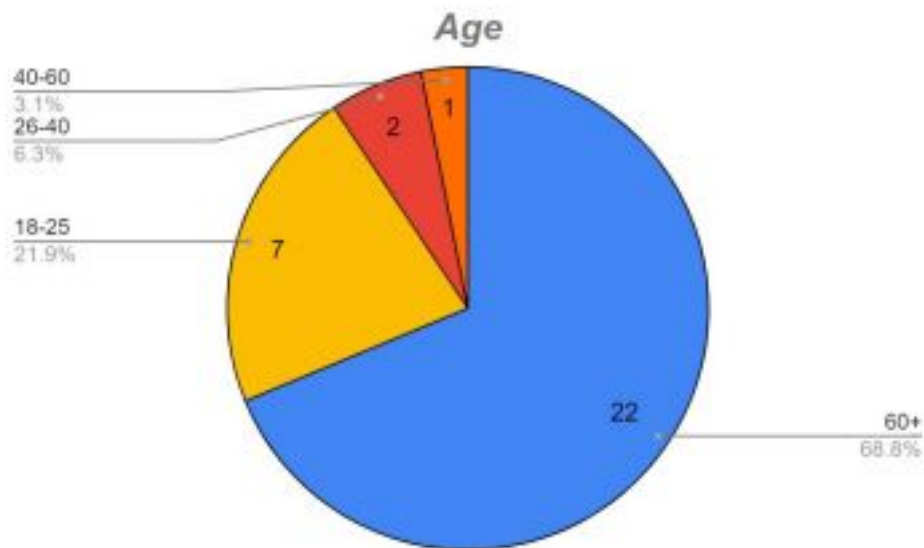
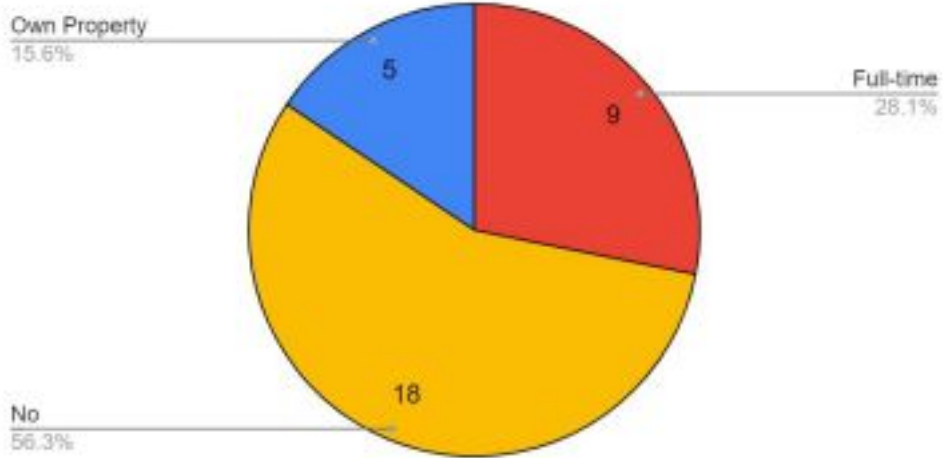
*Definitely Will Not Probably Will Not May or May Not Probably Will Definitely Will* n=0 n=1 n=9 n=9 n=13

Thirty-two (n=32) participants responded to the statement: *“I will utilize the suggested activity.”* Assigning values 1-5 to the response options below, the average response was 3.4 with the most frequently used response of *“May or May Not”*, n=12.

*Definitely Will Not Probably Will Not May or May Not Probably Will Definitely Will* n=3 n=3 n=12 n=7 n=7

Participant demographic data as voluntarily provided by 32 respondents.

*Do you live full-time or own property in one of the following Michigan counties: Alcona, Alpena, Arenac, Crawford, Cheboygan, Iosco, Montmorency, Ogemaw, Oscoda, Otsego, Presque Isle, Roscommon?*



Typically grouped responses to “If there are topics you would be interested in learning more about in a 30-minute timeframe, please indicate those here.”

- Gardening/Planting (n=1) - Specific flowers to plant
- Getting Outside (n=1) - Tips or ideas on getting the family outside during the current virus scare, maybe some favorite hiking spots to share
- Huron Pines (n=1) - discuss current Huron Pines projects
- Leave No Trace (n=1) - Leave no trace!
- Pollution (n=1) - discussion on PFAs, microplastics
- Specific Land Resource Features (n=1) - more habitat types and how we can help protect too!
- Water (n=4) - Cold water fisheries, and how to keep the cold water we have; how fallen trees provide habitat and how a river can be made navigable but still be an excellent habitat; more on the biology of the NMS and Lake Huron in general; Stream and shoreline improvement practices
- Wildlife (n=4) - THE EFFECTS OF PERMACULTURE ON WILDLIFE; Topics on a specific habitat going into detail what plants and animals are found there would be very interesting; Michigan Birding experiences; You could potentially do a brief presentation on key species in Michigan

## *Understanding Stormwater (Response Rate = 29% )*

Five (n=5) participants responded to the statement: “My knowledge on the topic increased as a result of this session.” Assigning values 1-4 to the response options below, the average response was 3.2 with the most frequently used response of “Somewhat”, n=4.

*Not At All Very Little Somewhat To a Great Extent*  
n=0 n=0 n=4 n=1

Five (n=5) participants responded to the statement: “This session was worthwhile for me to attend.” Assigning values 1-4 to the response options below, the average response was 3.4 with the most frequently used response of “Somewhat”, n=3.

*Not At All Very Little Somewhat To a Great Extent*  
n=0 n=0 n=3 n=2

Five (n=5) participants responded to the statement: “I could explain something shared in this session to a friend.” Assigning values 1-5 to the response options below, the average response was 4.4 with the most frequently used response of “Strongly Agree”, n=3.

*Strongly Disagree Disagree Neither Agree or Disagree Agree Strongly Agree* n=0 n=0 n=1 n=1 n=3

Five (n=5) participants responded to the statement: “I will use the information provided in this session in my life.” Assigning values 1-5 to the response options below, the average response was 3.8 with the most frequently used responses of “May or May Not” and “Probably Will”, n=2.

*Definitely Will Not Probably Will Not May or May Not Probably Will Definitely Will* n=0 n=0 n=2 n=2 n=1

Five (n=5) participants responded to the statement: “I will utilize the suggested activity.” Assigning values 1-5 to the response options below, the average response was 3.2 with the most frequently used response of “May or May Not”, n=2.

*Definitely Will Not Probably Will Not May or May Not Probably Will Definitely Will* n=1 n=0 n=2 n=1 n=1

Typically grouped responses to “Please provide any other feedback on this session (ex. pre-session communication and promotion effectiveness, logistics understanding and communication, things you were expecting that didn't happen, other areas of improvement).”

- Structure (Positive, n=1) - Nice use of Zoom.
- Structure (Improvement, n=1) - The meeting was set up slightly differently in the chat box. It looked like our responses were automatically set to be sent to just the panelists. Unless that was changed to both panelists and participants, participants did not see a lot of messages coming in.
- Content (Improvement, n=2) - It might be interesting to add a few local, current video clips to the presentations; I was expecting a more in-depth presentation including the actions other community's have taken to mitigate the effects of stormwater flowing directly into lakes and streams.

- Overall (Positive, n=2) -My first session - will definitely participate in future sessions; well done!

## *Bringing Birds to Your Back Yard (Response Rate = 60%)*

Twelve (n=12) participants responded to the statement: “*My knowledge on the topic increased as a result of this session.*” Assigning values 1-4 to the response options below, the average response was 2.8 with the most frequently used response of “*Somewhat*”, n=10.

*Not At All Very Little Somewhat To a Great Extent*  
n=0 n=2 n=10 n=0

Twelve (n=12) participants responded to the statement: “*This session was worthwhile for me to attend.*” Assigning values 1-4 to the response options below, the average response was 3.3 with the most frequently used response of “*Somewhat*”, n=7.

*Not At All Very Little Somewhat To a Great Extent*  
n=0 n=1 n=7 n=4

Twelve (n=12) participants responded to the statement: “*I could explain something shared in this session to a friend.*” Assigning values 1-5 to the response options below, the average response was 4.6 with the most frequently used response of “*Strongly Agree*”, n=8.

*Strongly Disagree Disagree Neither Agree or Disagree Agree Strongly Agree* n=0 n=0 n=1 n=3 n=8

Twelve (n=12) participants responded to the statement: “*I will use the information provided in this session in my life.*” Assigning values 1-5 to the response options below, the average response was 4.3 with the most frequently used response of “*Definitely Will*”, n=7.

*Definitely Will Not Probably Will Not May or May Not Probably Will Definitely Will* n=0 n=0 n=3 n=2 n=7

Twelve (n=12) participants responded to the statement: “*I will utilize the suggested activity.*” Assigning values 1-5 to the response options below, the average response was 3.5 with the most frequently used response of “*Definitely Will*”, n=4.

*Definitely Will Not Probably Will Not May or May Not Probably Will Definitely Will* n=2 n=1 n=2 n=3 n=4

Typically grouped responses to “*Please provide any other feedback on this session (ex. pre-session communication and promotion effectiveness, logistics understanding and communication, things you were expecting that didn't happen, other areas of improvement).*”

- Structure (Improvement, n=1) - A reminder to have people send their messages to panelists and participants. I would have liked to have been able to see what others were suggesting and what questions they were asking. ●
- Overall (Positive, n=2) - Great job!; Thanks for the info and the pleasant presentation. Well done!
- Content (Positive, n=1) - I liked how you mentioned keeping snags whenever possible and leaving parts of yard unmowed. It's important to let folks know they can be good neighbors by leaving their yards a bit unkempt and that it's

intentional to promote wildlife.

- Content (Improvement, n=2) - I was hoping for more content. Perhaps things one could do to attract specific birds?; The session was really for beginners, which is OK, but I would look for more advanced information in the future; Specific information about individual birds
- Other (n=1) - I was already well informed about using native plants;

## *Reading the River (Response Rate = 50%)*

Eight (n=8) participants responded to the statement: *“My knowledge on the topic increased as a result of this session.”* Assigning values 1-4 to the response options below, the average response was 2.6 with the most frequently used response of *“Somewhat”*, n=5.

*Not At All Very Little Somewhat To a Great Extent*  
n=0 n=3 n=5 n=0

Eight (n=8) participants responded to the statement: *“This session was worthwhile for me to attend.”* Assigning values 1-4 to the response options below, the average response was 3.1 with the most frequently used response of *“Somewhat”*, n=5.

*Not At All Very Little Somewhat To a Great Extent*  
n=0 n=1 n=5 n=2

Eight (n=8) participants responded to the statement: *“I could explain something shared in this session to a friend.”* Assigning values 1-5 to the response options below, the average response was 4.5 with the most frequently used responses of *“Agree”* and *“Strongly Agree”*, n=4.

*Strongly Disagree Disagree Neither Agree or Disagree Agree Strongly Agree* n=0 n=0 n=0 n=4 n=4

Eight (n=8) participants responded to the statement: *“I will use the information provided in this session in my life.”* Assigning values 1-5 to the response options below, the average response was 4.1 with the most frequently used responses of *“Probably Will”* and *“Definitely Will”*, n=3.

*Definitely Will Not Probably Will Not May or May Not Probably Will Definitely Will* n=0 n=0 n=2 n=3 n=3

Eight (n=8) participants responded to the statement: *“I will utilize the suggested activity.”* Assigning values 1-5 to the response options below, the average response was 2.9 with the most frequently used response of *“May or May Not”*, n=7.

*Definitely Will Not Probably Will Not May or May Not Probably Will Definitely Will* n=0 n=1 n=7 n=0 n=0

Typically grouped responses to *“Please provide any other feedback on this session (ex. pre-session communication and promotion effectiveness, logistics understanding and communication, things you were expecting that didn't happen, other areas of improvement).”*

- Content (Improvement, n=1) - I think I was looking for more in-depth information.

## *Protecting Wild Places (Response Rate = 27%)*



Seven (n=7) participants responded to the statement: “*My knowledge on the topic increased as a result of this session.*” Assigning values 1-4 to the response options below, the average response was 3.1 with the most frequently used response of “*Somewhat*”, n=4.

*Not At All Very Little Somewhat To a Great Extent*  
n=0 n=1 n=4 n=2

Seven (n=7) participants responded to the statement: “*This session was worthwhile for me to attend.*” Assigning values 1-4 to the response options below, the average response was 3.6 with the most frequently used response of “*To a Great Extent*”, n=4.

*Not At All Very Little Somewhat To a Great Extent*  
n=0 n=0 n=3 n=4

Seven (n=7) participants responded to the statement: “*I could explain something shared in this session to a friend.*” Assigning values 1-5 to the response options below, the average response was 3.4 with the most frequently used response of “*Agree*”, n=3.

*Strongly Disagree Disagree Neither Agree or Disagree Agree Strongly Agree* n=1 n=0 n=2 n=3 n=1

Seven (n=7) participants responded to the statement: “*I will use the information provided in this session in my life.*” Assigning values 1-5 to the response options below, the average response was 3.7 with the average response falling between “*May or May Not*” and “*Probably Will*”, n=2.

*Definitely Will Not Probably Will Not May or May Not Probably Will Definitely Will* n=0 n=1 n=2 n=2 n=2

Seven (n=7) participants responded to the statement: “*I will utilize the suggested activity.*” Assigning values 1-5 to the response options below, the average response was 3.9 with the most frequently used response of “*Probably Will*”, n=3.

*Definitely Will Not Probably Will Not May or May Not Probably Will Definitely Will* n=0 n=1 n=1 n=3 n=2

Topically grouped responses to “*Please provide any other feedback on this session (ex. pre-session communication and promotion effectiveness, logistics understanding and communication, things you were expecting that didn’t happen, other areas of improvement).*”

- Overall (Positive, n=1) - This was very well done and I wish I would have seen the previous ones live!
- Content (Improvement, n=2) - Was expecting more on glaciation - what happened, what impact. more glacial features Kame, Esker, etc with examples. Manning Hill west of Alpena. Understand the need to promote Huron Pines but this was perhaps a bit heavy; More content for all of the topics would be great. These presentations are not for elementary school students, but sometimes it feels that way.
- Structure (Improvement, n=1) - I prefer having the speaker give the presentation without having someone pose pre-planned questions during the presentation. It’s disruptive to have two faces to look at. Just showing the speaker would be better.
- Presenter (Improvement, n=1) - Fan in Jens video was distracting (*they meant Heather’s*)